

TPS3 L1

True 10 Mode Protection

Surge Protection Device (SPD)

for P1, P2 Lighting and P3 Power Distribution Panelboards,
Motor Control Centres and Busway Systems



Features:

- Mounts internal to:
 - P1, P2 and P3 panels
 - TIASTAR motor control centres - standard 6" bucket
- Consult factory for field retrofit in P1 panels
- UL 1449 3rd Edition – 2009, cUL
- Type 4 SPD intended for use in Type 1 applications (Type 2 cUL)
- UL Type 1 tested with all internal OCP and safety coordination features included
- Large block, individually fused, thermally protected, 50 kA MOVs
- 20 kA I_n
- 200 kA SCCR (most models)

- Applications
 - Provides main service or downstream protection for sensitive computer and electronic loads
 - Standard redundancy use: 150 kA per phase
 - Maximum redundancy use: 300 kA per phase

■ SPD Specifications

- Directly connected discrete protection elements between all possible modes providing true 10 mode protection
 - Surge Current Rating Per Phase
- | Per Phase | L-N | L-G | L-L | N-G |
|-----------|--------|--------|--------|--------|
| 150 kA | 50 kA | 50 kA | 50 kA | 50 kA |
| 300 kA | 100 kA | 100 kA | 100 kA | 100 kA |
- 100% monitoring (Every MOV is monitored, incl. N-G)
 - EMI/RFI filtering: Active tracking up to -50 db from 10 kHz to 100 MHz
 - Repetitive impulse: 5,000 hits
 - Less than ½ nanosecond response time
 - Relative humidity range: 1-95% non-condensing
 - Operating frequency: 47-63 Hz
 - Operating temperature: -25°C (-15°F) to +60°C (140°F)



UL 1449 3rd Edition SPD

SIEMENS

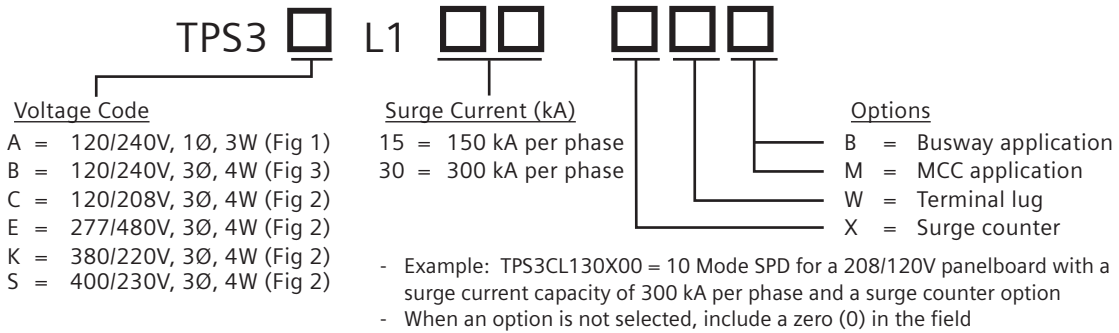
- SPD Features
 - UL 1449 3rd Edition effective September 2009
 - Designed, manufactured & tested consistent with:
 - ANSI/IEEE C62.41.1-2002, C62.41.2-2002, and C62.45-2002
 - 1992/2000 NEMA LS-1
 - NEC® Article 285
 - IEC 61643, CE
 - Large block, individually fused, thermally protected, 50 kA MOVs

- SPD Features
 - Direct bus connected or can be wired to a circuit breaker (include W option)
 - 10 year warranty
- Standard Monitoring
 - LED indicators
 - Audible alarm with silence switch and test button
 - Dry contacts
- Available Options
 - Surge counter
 - Terminal lug for circuit breaker connection

- Available Accessories
 - RMSIE = Remote monitor
- Key Bid Specifications
 - UL 1449 3rd Edition - 2009, cUL
 - Audible alarm with silence switch and test button
 - Dry contacts
 - EMI/RFI filtering
 - Protection modes on L-N, L-G, L-L, N-G
 - I_n Rating - 20 kA
 - Short Circuit Current Rating - 200 kA
 - Surge Current Rating
 - Per Phase = L-N + L-G + L-L
 - 150 kA 50 kA 50 kA 50 kA

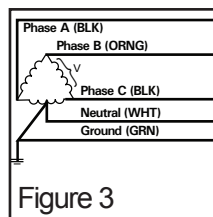
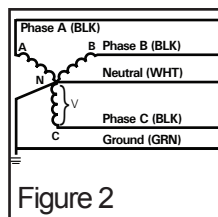
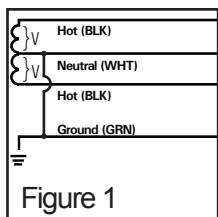
Ordering Information

Catalogue #



UL 1449 3rd Edition - 2009 Test Data Summary Voltage Protection Rating (VPR - 6kV, 3 kA)

Voltage Code	Service Voltage	L-N	L-G	N-G	L-L	Type	I_n	SCCR	MCOV
A	120/240V, 1Ø, 3W (Fig 1)	700	700	700	1000	Type 4	20 kA	100 kA	150
B	120/240V, 3Ø, 4W (Fig 3)	800 / 1500	700 / 1200	700	1800 / 1800	Type 4	20 kA	200 kA	150 / 320
C	120/208V, 3Ø, 4W (Fig 2)	700	700	700	1000	Type 4	20 kA	200 kA	150
E	277/480V, 3Ø, 4W (Fig 2)	1200	1200	1200	1800	Type 4	20 kA	200 kA	320
K	380/220V, 3Ø, 4W (Fig 2)	1200	1200	1200	1800	Type 4	20 kA	200 kA	320
S	400/230V, 3Ø, 4W (Fig 2)	1200	1200	1200	1800	Type 4	20 kA	200 kA	320



Siemens Canada Limited
 1577 North Service Road East
 Oakville, ON L6H 0H6

SPD Hotline: 888.333.3545
info@purgethesurge.com

©2013 Siemens Canada Limited, Inc.
 All Rights Reserved. Siemens is a registered trademark of Siemens AG. Product names mentioned may be trademarks or registered trademarks of their respective companies. Specifications are subject to change without notice.

www.siemens.ca/surge
www.siemens.ca